



ecwid

ECWID is an e-commerce platform enabling individuals and businesses to create online store or add those to existing websites.

The API Integration allows you to connect to the NPF portal –

- Pull orders from ECWID client site
- Push tracking numbers back to ECWID from NPF
- Push tracking URL back to ECWID from NPF (Optional)
- Push the SOH (Stock on Hand) Quantity back to the client site
- Push the Available Stock on Hand Quantity (Optional)

Requirements from Client to Integrate with NPF

- Store ID
- Access Token

****We can apply the following order Filters****

- | | |
|-----------------------|---|
| - Order Start date | Start date to pull the orders |
| - Prefix of the order | Prefix that can be attached to all ECWID orders |
| - Specific countries | Filter to pull orders for a specific country |
| - Fulfilment Status | Specified fulfilment status |
| - Financial Status | Specified financial status. |

****Fulfilment Statuses that a customer order will go through****

AWAITING_PROCESSING ---- Get the orders whose status is "awaiting processing"

PROCESSING ---- Get the orders whose status is "processing"

SHIPPED ---- Get the orders whose status "shipped"

DELIVERED ---- Get the orders whose status "delivered"

WILL_NOT_DELIVER ---- Get the orders whose status is "will not deliver"

RETURNED ---- Get the orders whose status is "returned"

READY_FOR_PICKUP ---- Get the orders whose status is "ready for pickup"

****Financial Statuses that a customer order will go through****

AWAITING_PAYMENT ---- Get the orders with financial status "awaiting payment"

PAID ---- Get the orders with financial status "paid"

CANCELLED ---- Get the orders with financial status "cancelled"

PARTIALLY_REFUNDED ---- Get the orders with financial status "partially refunded"

INCOMPLETE ---- Get the orders with financial status "incomplete status"

Testing Criteria: Test Orders to be created using the following test items to test the full integration. These are test items and we will not physically dispatch them during the testing process

Item Code	Description
NPF001	This is Test Item 1
NPF004	This is Test Item 2
NPF005	This is Test Item 3

NPF will pull orders in their specified financial status and fulfilment status.

NPF will push the tracking numbers/URL to ECWID once the orders are shipped

After updating the tracking numbers, ECWID order status will also be updated as Shipped.

The above Pull and push takes place at frequent intervals.

NPF Pushes available stock on hand. This will happen once a day on a specified time after the orders are processed and shipped.

ECWID API Documentation

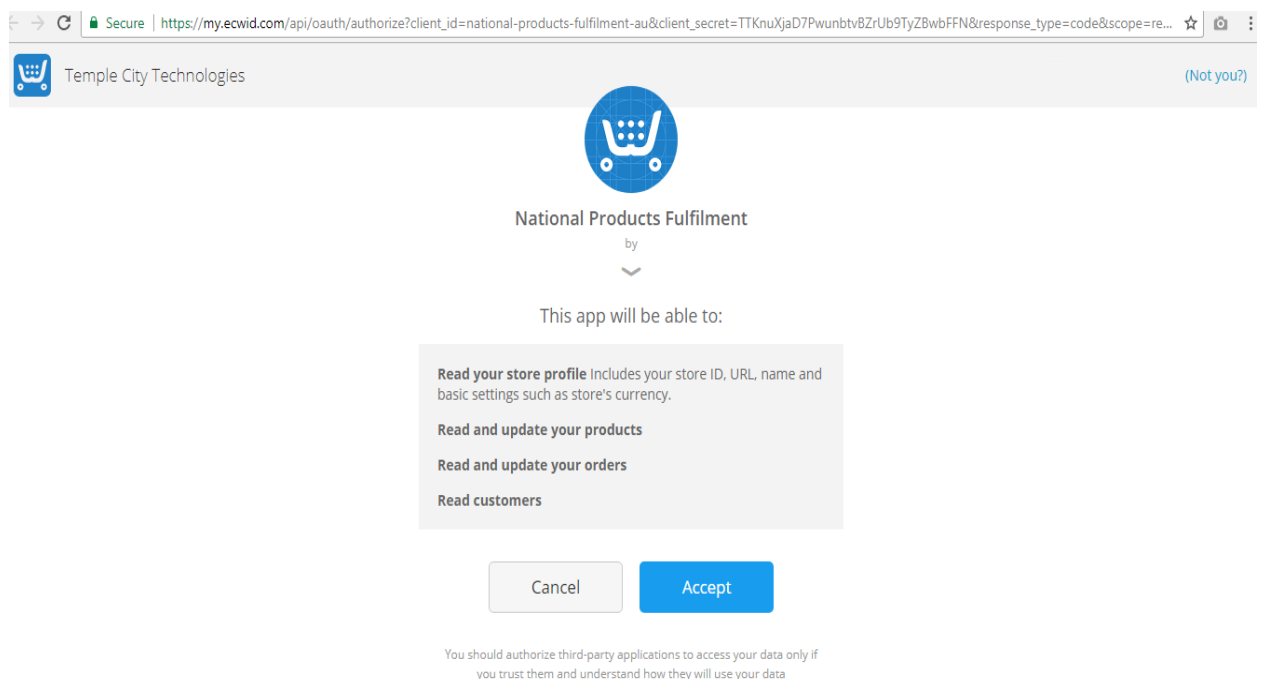
Ecwid API Credentials:

- Store Id
- Access Token

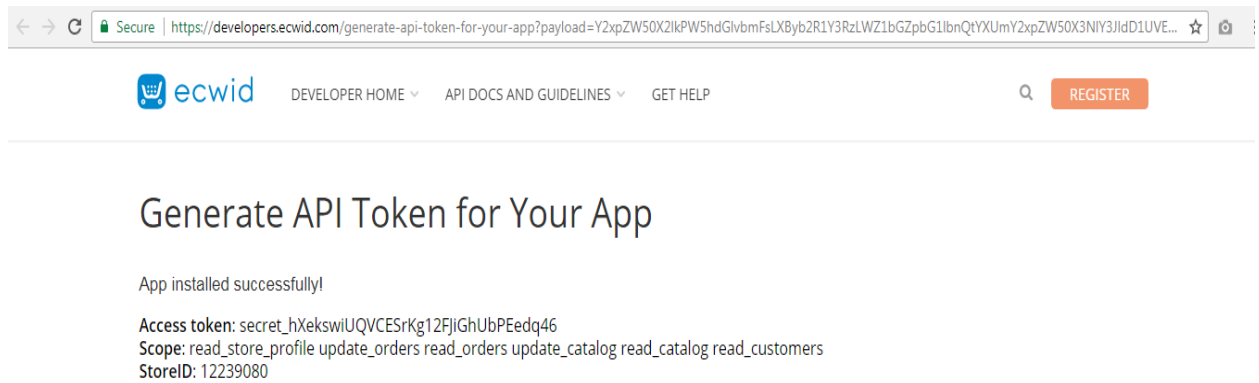
Step1: Install National Products Fulfilment APP.

Login to your ECWID store and copy the below link in a new tab and click on the Accept button.


https://my.ecwid.com/api/oauth/authorize?client_id=national-products-fulfilment-au&client_secret=TTKnuXjaD7PwunbtvBZrUb9TyZBwbFFN&response_type=code&scope=read_catalog%2C+read_orders%2C+read_customers%2C+update_catalog%2C+update_orders&redirect_uri=https://developers.ecwid.com/generate-api-token-for-your-app?payload=Y2xpZW50X2lkPW5hdGlvbmFsLXByb2R1Y3RzLWZ1bGZpbG1lbnQtYXUmY2xpZW50X3NIY3JldD1UVEtudVhqYUQ3UHd1bmJ0dkJaclViOVR5WkI3YkZGTiZyZXNwb25zZV90eXBIPWNvZGUmc2NvcGU9cmVhZl9jYXRhbG9nJTJDK3JIYWRfb3JkZXJzJTJDK3JIYWRfY3VzdG9tZXJzJTJDK3VwZGF0ZV9jYXRhbG9nJTJDK3VwZGF0ZV9vcmRlcnM=



API Access token for your store will be generated.



Secure | <https://developers.ecwid.com/generate-api-token-for-your-app?payload=Y2xpZW50X2lkPW5hdGlvbmFsLXB5b2R1Y3RzLWZ1bGZpbG1lbnQtYXUmY2xpZW50X3NlY3JldD1UVE...>

 DEVELOPER HOME ▾ API DOCS AND GUIDELINES ▾ GET HELP Q [REGISTER](#)

Generate API Token for Your App

App installed successfully!

Access token: secret_hXekswiUQVCESrKg12FJiGhUbPEedq46
Scope: read_store_profile update_orders read_orders update_catalog read_catalog read_customers
StoreID: 12239080

Copy and send the Access token and Store ID to NPF.